

# A guide to downloading and opening home learning

Sacred Heart Catholic Voluntary Academy



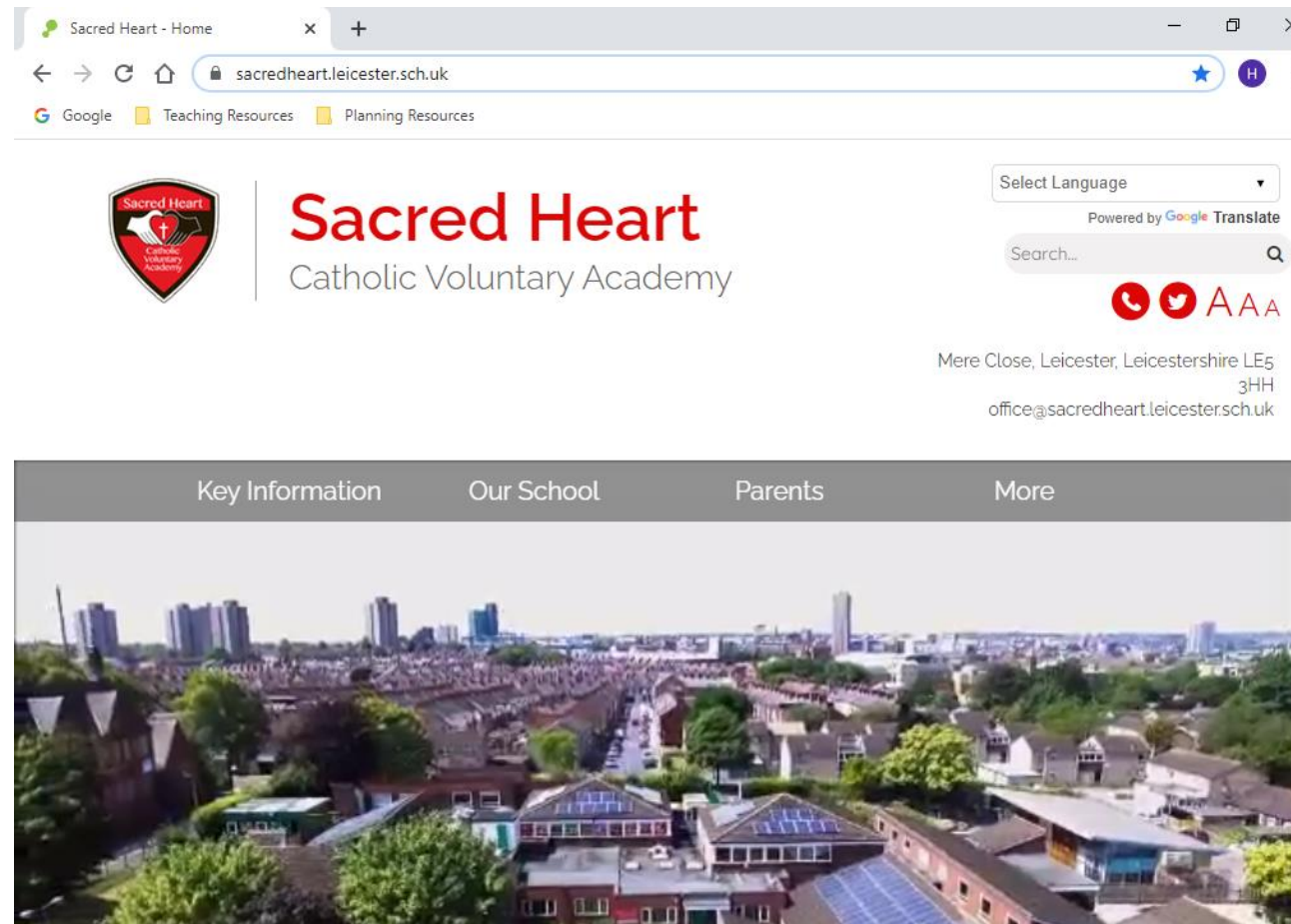
# Downloading



First go to the schools website:

<https://www.sacredheart.leicester.sch.uk/>

(click this link, alternatively type/copy it into your web browser).





Next scroll down on the main page and find jotter/school login:

Your class teacher will have emailed you your login details



**School is closed to most children from Tuesday the 5th of January- only children who attended during the first lockdown should come to school . If you think you are now a key worker, please call the office - do not bring your child to school until you have spoken to us. Thanks so much and take care**

**Kate Hayles**

## Login

Login to your School Jotter account.


Username

Password

Login

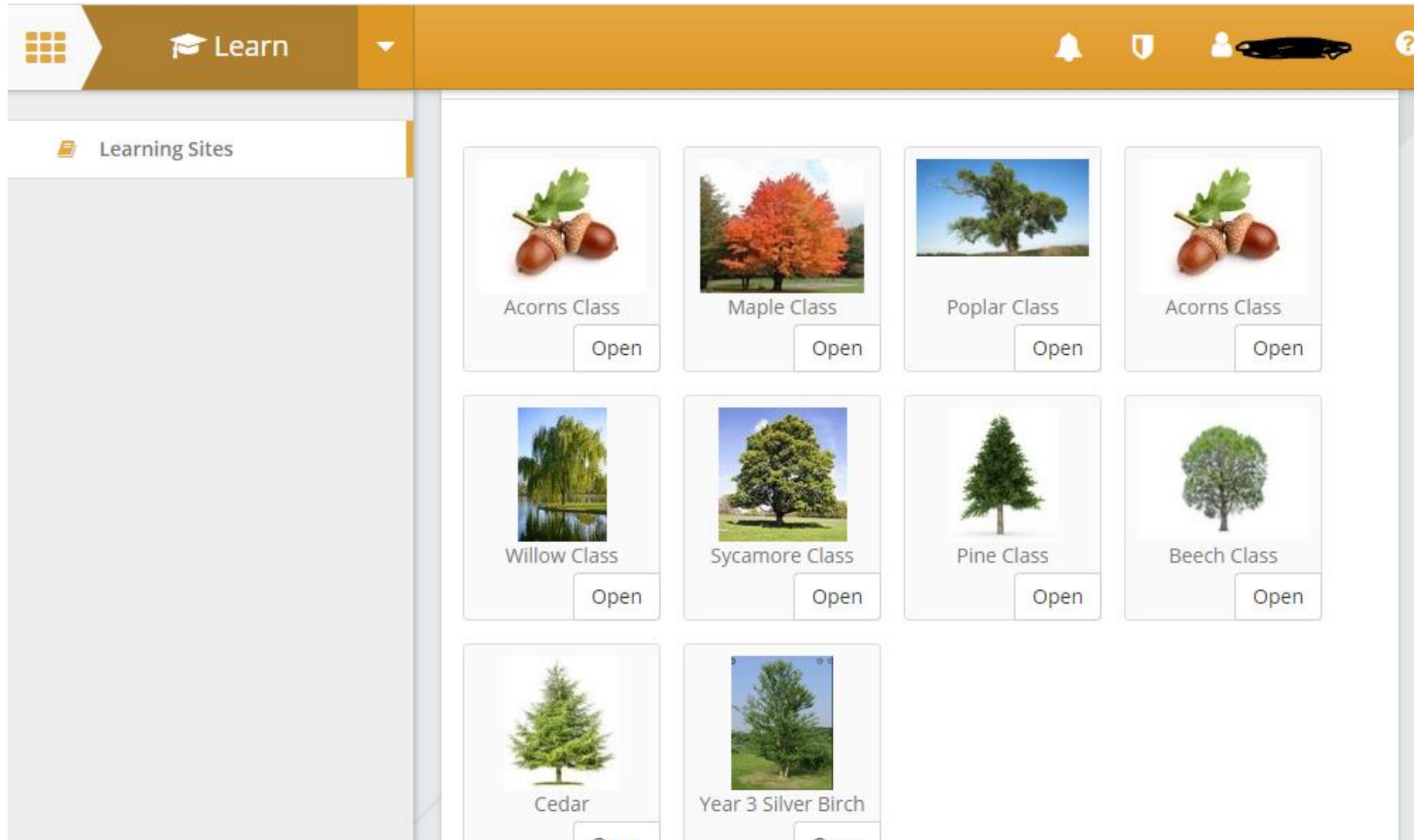


Your page will then look like this:



Click 'learn'  
and you will be  
taken to a page  
where you need  
to choose your  
class.

Select your class and click open

A screenshot of a learning management system interface. The top navigation bar is orange and contains a grid icon, a "Learn" button with a graduation cap icon, and several utility icons (bell, shield, person, car, question mark). On the left, a sidebar shows "Learning Sites" with a document icon. The main content area displays a grid of class cards. Each card features a representative image, a class name, and an "Open" button.

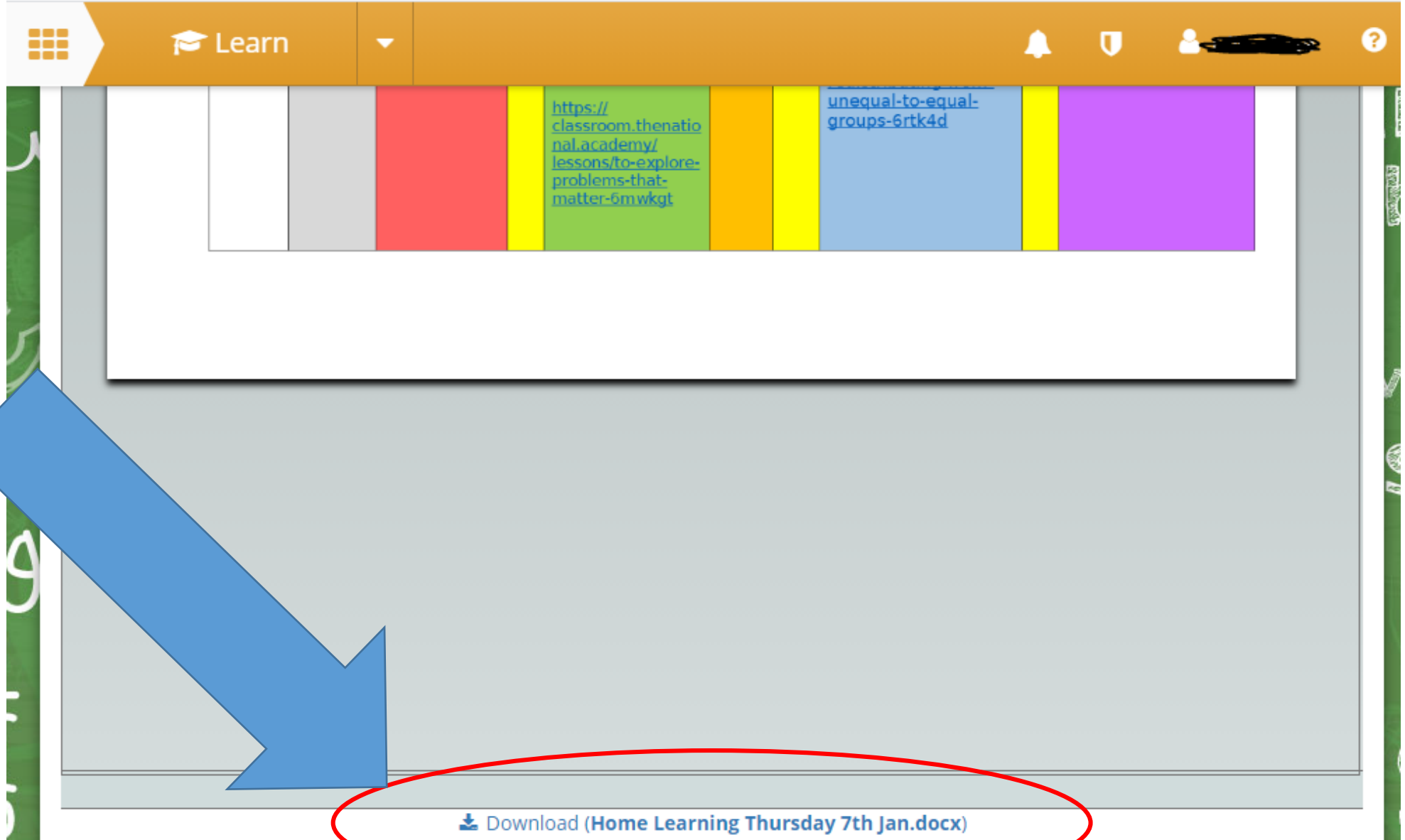
Class Name	Image Description
Acorns Class	Three acorns with green leaves
Maple Class	A tree with vibrant orange autumn foliage
Poplar Class	A tall, slender tree with green leaves
Acorns Class	Three acorns with green leaves
Willow Class	A weeping willow tree by a body of water
Sycamore Class	A large, leafy tree with a thick trunk
Pine Class	A tall, green coniferous tree
Beech Class	A rounded tree with green foliage
Cedar	A green coniferous tree
Year 3 Silver Birch	A slender tree with light-colored bark and green leaves

**CONCLUSIONS**

Scroll to the document you want and underneath click 'download'



It's  
hidden  
down  
here!





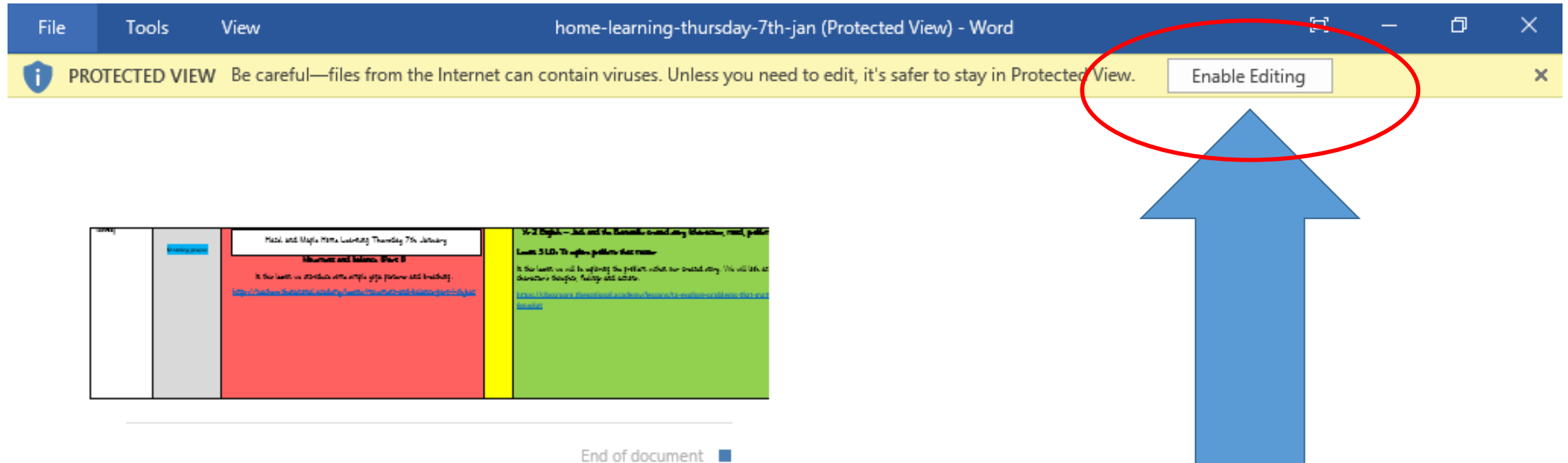
# Now for the technical bit:

- From 08.01.21 teachers where necessary will upload the work as a PDF (for this skip to slide 14).
- If it is still in a Word or PowerPoint document then follow the next few slides.

It should download like so:

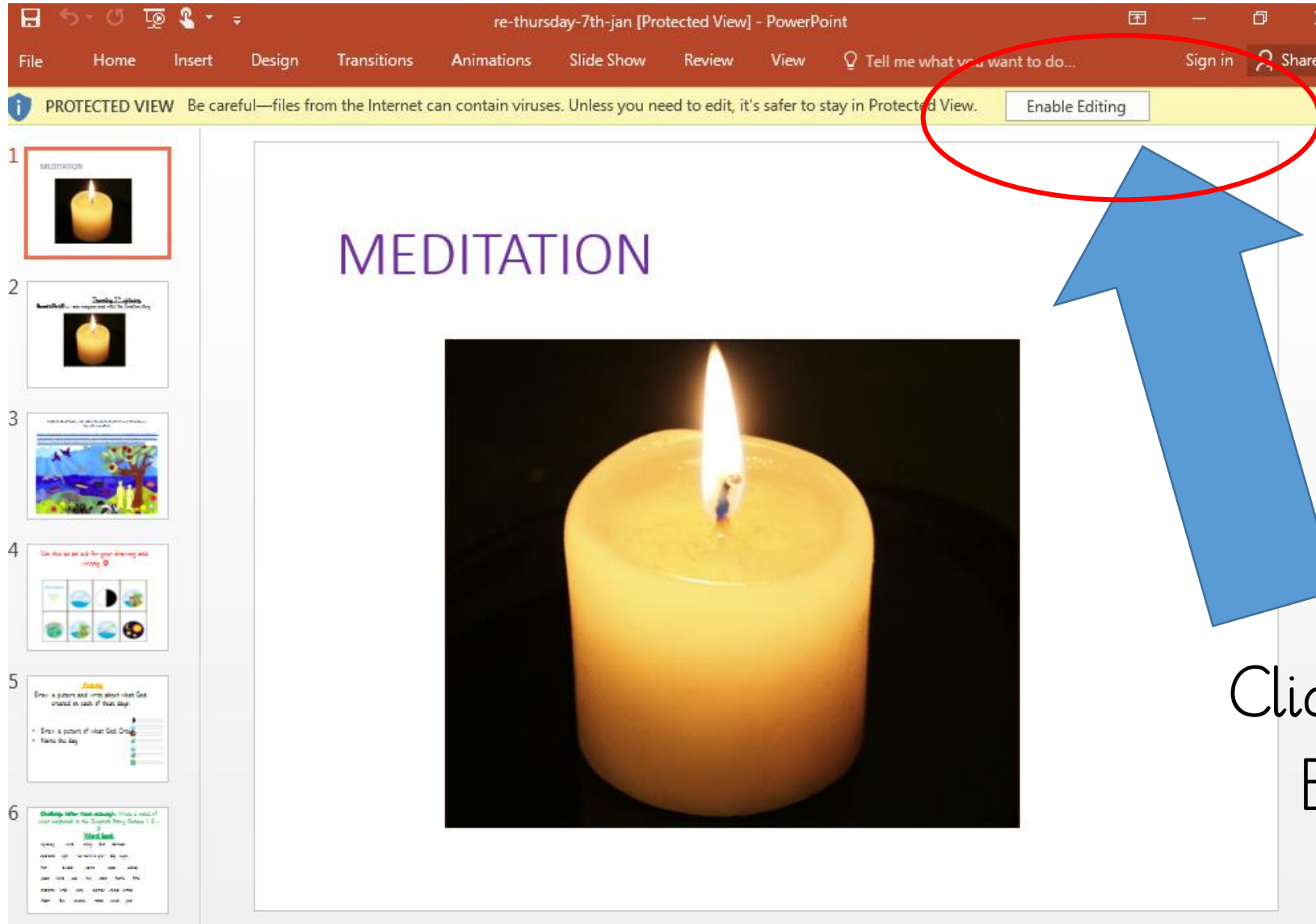


It will then open up in Word or PowerPoint but will look strange:



Click 'Enable Editing'

# The same with PowerPoint:



Click 'Enable  
Editing'

Your work will now have successfully downloaded and opened onto your device



# From 08.01.21 teachers will try and upload via PDF



- You follow the exact same process and this time when you click download and open it:

Hazel and Maple Home Learning Thursday 7th January

Thursday	Morning prayer	<b>PE</b> Movement and balance (Part 1) In this lesson we introduce some simple yoga postures and breathing. <a href="https://teachers.thenational.academy/lessons/movement-and-balance-part-1-ch/jkat">https://teachers.thenational.academy/lessons/movement-and-balance-part-1-ch/jkat</a>	<b>Yr 2 English – Jack and the Beanstalk: created story (characters, mood, problems)</b> Lesson 3 LO: To explore problems that matter In this lesson we will be exploring the problem within our created story. We will look at the character's thoughts, feelings and actions. <a href="https://classroom.thenational.academy/lessons/to-explore-problems-that-matter-6mwkgt">https://classroom.thenational.academy/lessons/to-explore-problems-that-matter-6mwkgt</a>	Story time <a href="https://www.bbc.co.uk/bitesize/clips/zb6qntb">https://www.bbc.co.uk/bitesize/clips/zb6qntb</a> Jackanory Junior - 'Crazy Camelot Capers'	<b>Meditation</b> Yr 2 Maths – Division Unequal and equal groups Lesson 3 LO: Redistributing from unequal to equal groups In today's lesson we are going to group twelve identical items in both equal and unequal groups. <a href="https://classroom.thenational.academy/lessons/redistributing-from-unequal-to-equal-groups-6rtkl+d">https://classroom.thenational.academy/lessons/redistributing-from-unequal-to-equal-groups-6rtkl+d</a>	<b>E</b> <b>RE – Reveal LFI</b> LO: I can recognise and retell the Creation story. <i>See Separate PowerPoint for work.</i> <b>Evening Prayer</b>
----------	----------------	---	--	--	--	---

Download (test PDF for website.pdf)

# Click the little up arrow:

Hazel and Maple Home Learning Thursday 7th January

Thursday	Morning prayer	<b>PE</b> <b>Movement and balance (Part 1)</b> In this lesson we introduce some simple yoga postures and breathing. <a href="https://teachers.thenational.academy/lessons/movement-and-balance-part-1-chjkat">https://teachers.thenational.academy/lessons/movement-and-balance-part-1-chjkat</a>	<b>Yr 2 English – Jack and the Beanstalk: created story (characters, mood, problems)</b> <b>Lesson 3 LO: To explore problems that matter</b> In this lesson we will be exploring the problem within our created story. We will look at the character's thoughts, feelings and actions. <a href="https://classroom.thenational.academy/lessons/to-explore-problems-that-matter-6mwkgt">https://classroom.thenational.academy/lessons/to-explore-problems-that-matter-6mwkgt</a>	<b>Story time</b> <a href="https://www.bbc.co.uk/bitesize/clips/zb6qenb">https://www.bbc.co.uk/bitesize/clips/zb6qenb</a> Jackanory Junior - 'Crazy Camelot Capers'		<b>Meditation</b> <b>Yr 2 Maths – Division Unequal and equal groups</b> <b>Lesson 3 LO: Redistributing from unequal to equal groups</b> In today's lesson we are going to group twelve identical items in both equal and unequal groups. <a href="https://classroom.thenational.academy/lessons/redistributing-from-unequal-to-equal-groups-6rtkl4-d">https://classroom.thenational.academy/lessons/redistributing-from-unequal-to-equal-groups-6rtkl4-d</a>	E	<b>RE – Reveal LFI</b> <b>LO: I can recognise and retell the Creation story.</b> <i>See Separate PowerPoint for work.</i> <b>Evening Prayer</b>
----------	----------------	--	---	---	--	--	---	--

# Then choose the following:



Hazel and Maple Home Learning Thursday 7th January

Thursday	Morning prayer	PE	Yr 2 English – Jack and the Beanstalk: created story (characters, mood, problems)	Story time	Meditation	E	RE – Reveal LFI
		<b>Movement and balance (Part 1)</b> In this lesson we introduce some simple yoga postures and breathing. <a href="https://teachers.thenational.academy/lessons/movement-and-balance-part-1-chjkat">https://teachers.thenational.academy/lessons/movement-and-balance-part-1-chjkat</a>	<b>Lesson 3 LO: To explore problems that matter</b> In this lesson we will be exploring the problem within our created story. We will look at the character's thoughts, feelings and actions. <a href="https://classroom.thenational.academy/lessons/to-explore-problems-that-matter">https://classroom.thenational.academy/lessons/to-explore-problems-that-matter</a>	<a href="https://www.bbc.co.uk/bitesize/clips/zb6qenb">https://www.bbc.co.uk/bitesize/clips/zb6qenb</a>  Jackanory Junior - 'Crazy Camelot Capers'	<b>Yr 2 Maths – Division</b> Unequal and equal groups  <b>Lesson 3 LO: Redistributing from unequal to equal groups</b> In today's lesson we are going to group twelve identical items in both equal and unequal groups. <a href="https://classroom.thenational.academy/lessons/redistributing-from-unequal-to-equal-groups-6rtkl+d">https://classroom.thenational.academy/lessons/redistributing-from-unequal-to-equal-groups-6rtkl+d</a>		<b>RE – Reveal LFI</b> LO: I can recognise and retell the Creation story.  <i>See Separate PowerPoint for work.</i>  <b>Evening Prayer</b>

test-pdf-for-

Always open in Adobe Reader



# It should then open ready to use:



test-pdf-for-website (1).pdf - Adobe Acrobat Reader DC

File Edit View Sign Window Help

Home Tools test-pdf-for-website... x

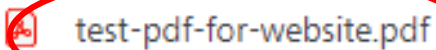
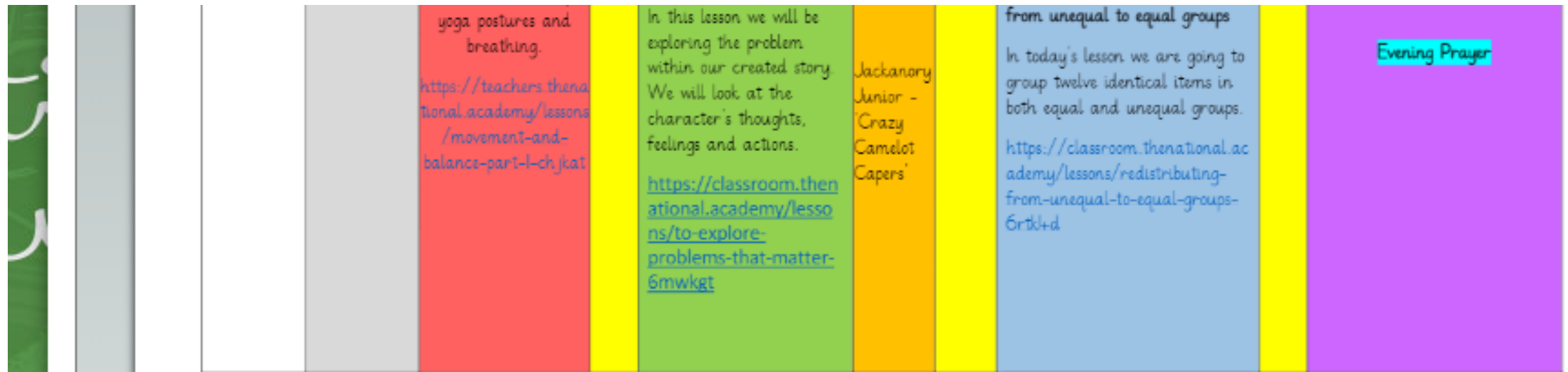
1 / 1 66.1%

Hazel and Maple Home Learning Thursday 7th January


Thursday	Morning prayer	<b>PE</b> Movement and balance (Part I) In this lesson we introduce some simple yoga postures and breathing. <a href="https://teachers.thenationalacademy/lessons/movement-and-balance-part-1-chjkat">https://teachers.thenationalacademy/lessons/movement-and-balance-part-1-chjkat</a>		<b>Yr 2 English – Jack and the Beanstalk: created story (characters, mood, problems)</b> Lesson 3 LO: To explore problems that matter In this lesson we will be exploring the problem within our created story. We will look at the character's thoughts, feelings and actions. <a href="https://classroom.thenationalacademy/lessons/to-explore-problems-that-matter-6mwkgt">https://classroom.thenationalacademy/lessons/to-explore-problems-that-matter-6mwkgt</a>	<b>Story time</b> <a href="https://www.bbc.co.uk/bitesize/clips/tb6qynb">https://www.bbc.co.uk/bitesize/clips/tb6qynb</a> Jackanory Junior - 'Crazy Camelot Capers'		<b>Meditation</b> Yr 2 Maths – Division Unequal and equal groups Lesson 3 LO: Redistributing from unequal to equal groups In today's lesson we are going to group twelve identical items in both equal and unequal groups. <a href="https://classroom.thenationalacademy/lessons/redistributing-from-unequal-to-equal-groups-6rtk4d">https://classroom.thenationalacademy/lessons/redistributing-from-unequal-to-equal-groups-6rtk4d</a>	<b>E</b>	<b>RE – Reveal LFI</b> LO: I can recognise and retell the Creation story. <i>See Sperate PowerPoint for work.</i> <b>Evening Prayer</b>
----------	----------------	---	--	--	---	--	--	----------	--

# The next time:

- Because you have already selected 'Always Open in Adobe Reader' next time you should just be able to click on the file

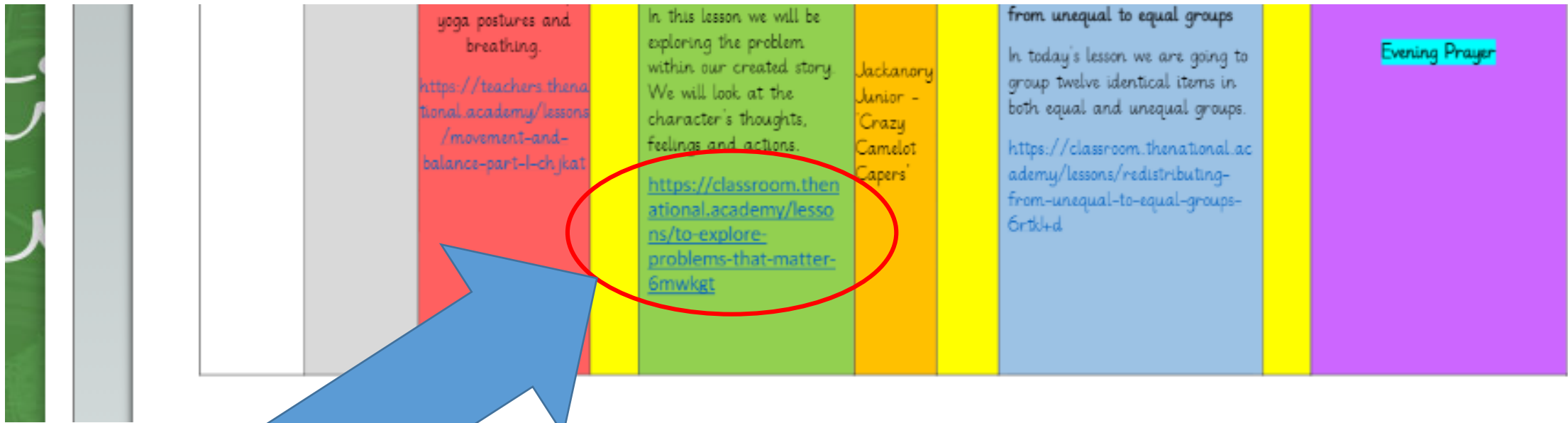


test-pdf-for-website.pdf



# Opening Links

Your teacher may have sent you a link:



They are normally blue  
and underlined

These take you to a website  
that the teacher has chosen

## In a PDF

- All you have to do is put your mouse over the link and the arrow should change to a hand then you click and the link should open.
- For Word and PowerPoint see the next slide

# When you hover your mouse over the link this box appears:



home-learning-thursday-7th-jan (1) - Word

File Home Insert Design Layout References Mailings Review View Table Tools Design Layout Tell me... Sign in Share

Font: NTFPreCursive, 9, A, A, Aa, B, I, U, abc, x<sub>2</sub>, x<sup>2</sup>, A, ah, A

Paragraph: Normal, No Spac..., Heading 1, Heading 2

Editing: Find, Replace, Select

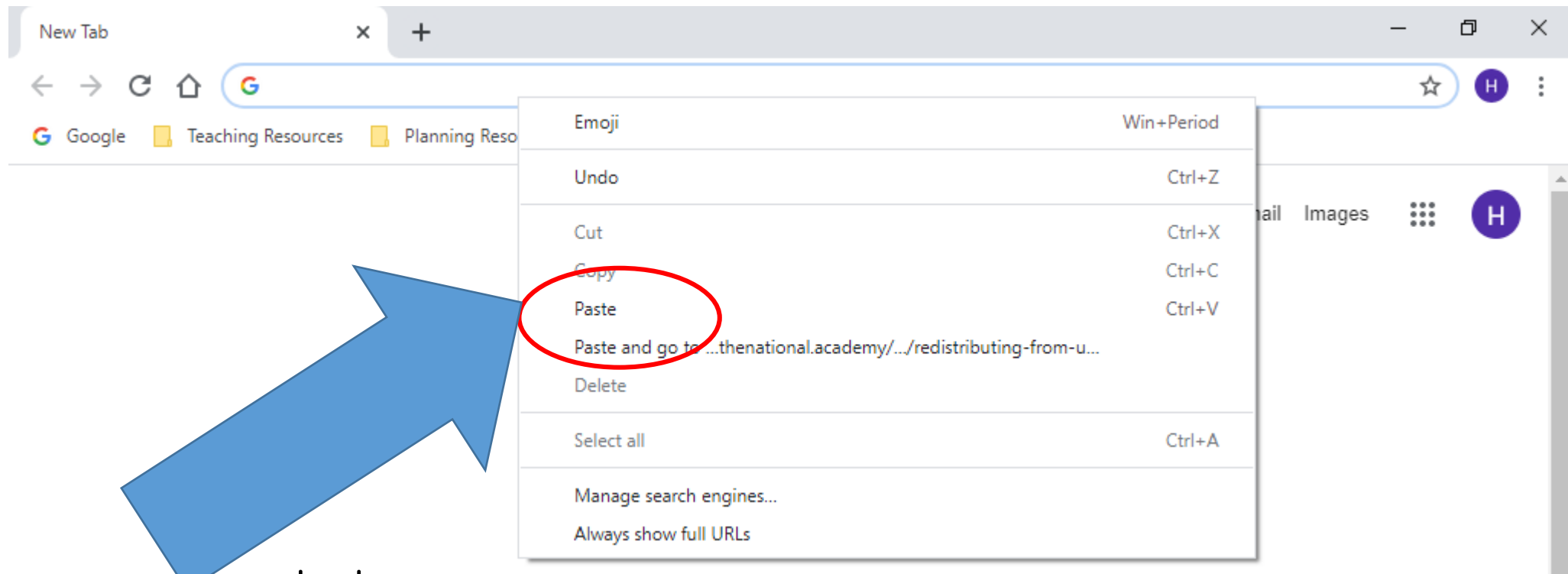
Hazel and Maple Home Learning Thursday 7th January

Thursday								
	Morning prayer	<b>PE</b> Movement and balance (Part 1) In this lesson we introduce some simple yoga postures and breathing. <a href="https://teachers.thenational.academy/lessons/movement-and-balance-part-1-chykat">https://teachers.thenational.academy/lessons/movement-and-balance-part-1-chykat</a>	<b>Yr 2 English – Jack and the Beanstalk: created story (characters, mood, problems)</b> Lesson 3 LO: To explore problems that matter In this lesson we will be exploring the problem within our created story. We will look at the character's thoughts, feelings and actions. <a href="https://classroom.thenational.academy/lessons/to-explore-problems-that-matter-6mwkgt">https://classroom.thenational.academy/lessons/to-explore-problems-that-matter-6mwkgt</a>	Story time <a href="https://www.bbc.co.uk/bitesize/clips/zb6qmb">https://www.bbc.co.uk/bitesize/clips/zb6qmb</a> Jackanory Junior – 'Crazy Camelot Capers'		<b>Meditation</b> Yr 2 Maths – Division Unequal and equal groups Lesson 3 LO: Redistributing from unequal to equal groups In today's lesson we are going to group both equal and unequal groups into equal groups. <a href="https://classroom.thenational.academy/lessons/redistributing-from-unequal-to-equal-groups-6rtk4d">https://classroom.thenational.academy/lessons/redistributing-from-unequal-to-equal-groups-6rtk4d</a> Ctrl+Click to follow link	E	<b>RE – Reveal LFI</b> LO: I can recognise and describe the Creation story Prayer

It says to open the link press Ctrl (on your keyboard) and click the link at the same time.

# Problems

- If you are still having issues you can highlight the link (click and drag your mouse over it) and then right click and select 'copy'.
- Then go to your web page (we are using Chrome as our example)



Select paste and then press enter on your keyboard and the work should load

# Useful web links:

- Purple Mash: <http://www.purplemash.com/sacred-le5>
- School Jotter: <https://www.sacredheart.leicester.sch.uk/>
- Lexia: <https://www.lexiacore5.com/register>

(If it asks for a teacher email first put  
[office@sacredheart.leicester.sch.uk](mailto:office@sacredheart.leicester.sch.uk))

- Timestable Rockstar:  
<https://play.ttrockstars.com/auth/school/student/34921>
- Oxford Owl: <https://www.oxfordowl.co.uk/>
- Active Learn (our school code is 3alg):  
<https://www.activelearnprimary.co.uk/login?c=0>